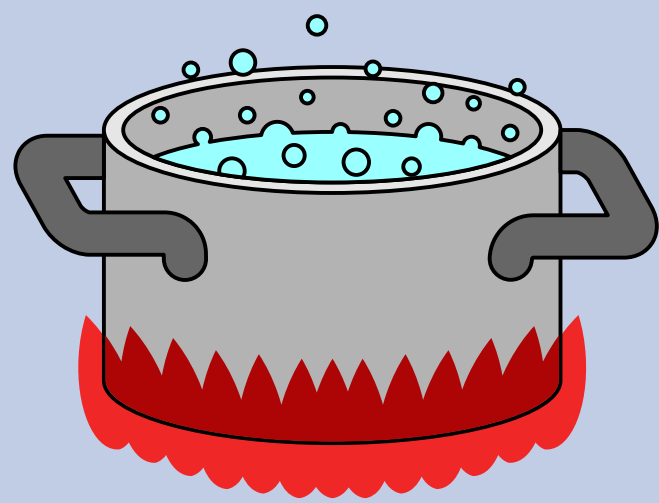



HOW TO BOIL WATER DURING A


BOIL WATER ADVISORY OR RECOMMENDATION




Heat the water until bubbles come from the bottom of the pot to the top.



Once the water reaches a rolling boil, let it boil for 1 minute.



Turn off the heat and let the water cool.



Pour the water into a clean container with a cover for storage.

Residents should boil their water for the following: drinking, cooking or baking, making ice cubes, taking medication, brushing teeth, washing food, mixing baby formula or food, mixing juices or drinks, feeding pets and all other consumption. Water does not have to be boiled for the following activities: showering, washing dishes or clothes.

TIDEWATER
UTILITIES, INC.

A Middlesex Water Company Affiliate